















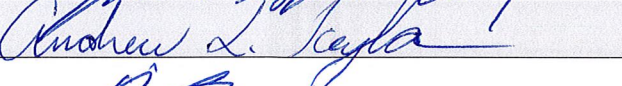






**TOWN OF LAKE PARK  
PUBLIC WORKS DEPARTMENT – Director: Richard Scherle  
SAFETY TRAINING**

Hosted by: Paula Leblanc	Date/Time: September 9, 2019
<b>SAFETY MONDAY Blind Spot Safety</b>	
EMPLOYEE NAME	EMPLOYEE SIGNATURE
Abdelmessih, Michel "Mitch"	
Anderson, Kelvin	Vacation
Bell Sr., Dwayne	Vacation
Butts, Howard H.	
Cunningham, Ronnie	
DaSilva, Manuel	
DuBois, James	
Ellis, Courtney	
Harris, Jackie L.	
Hood, Bryan J.	
Hughes, Sheldon	
Leblanc, Paula	
Mathis, Paul A	
Mikes Jr., Peter T.	
Patterson, Verdree	
Payne, Marvin D.	
Polykronis, William	
Rossario, Henry	
Skrandel, James P.	
Taylor, Andrew	
Thomas, Michael	
Wisdom, Fensely "Sam"	
Wylie, John C.	



# SAFETY MONDAY

## Blind Spot Safety

Drivers have to be constantly vigilant to detect unexpected road conditions, distracted drivers, and motorists who don't understand how commercial vehicles operate. Something that many passenger vehicle drivers don't realize is that a commercial motor vehicle such as waste and recycling vehicles industry have large blind spots around all four sides. According to the National Highway Traffic Safety Administration nearly 840,000 blind spot accidents occur in the United States each year, leading to millions of dollars in damages and serious, life-threatening injuries. Here are tips to help keep you monitor your blind spots and avoid accidents:

- Always check your mirrors and adjust them correctly before beginning a shift.
- Check mirrors every 8-10 seconds to be aware of vehicles entering your blind spots. Other motorists may not be aware of a truck's "no zones" — those where crashes are most likely to occur. Common "no zones" include:
  - Off to the side just in front of the cab
  - Just behind the side mirrors
  - Directly behind the truck
- If others aren't aware of these trouble spots, they may drive dangerously close. As frustrating as this can be, it's up to you to exercise caution before turning or changing lanes and to maintain a safe distance.
- Always signal and brake to give other drivers plenty of time to notice your intent. Change lanes slowly.

Distributed in  
partnership with

