




















TOWN OF SOUTH PALM BEACH Best Management Practices (BMP)

Legend

 Boundary	 WD (Wet Detention)	 DR (Dry Retention)	 1" Retention	 Street Sweeping	<u>Combination</u>	 DR/EXF
	 WR (Wet Retention)	 EXF (Exfiltration)	 2" Retention	 No Discharge	 WD/EXF	 DD/PCD
	 DD (Dry Detention)	 PCD (Pollution Control Device)	 Alum		 WD/DD	 DD/EXF